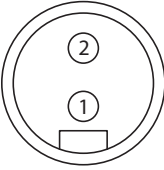
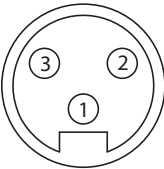
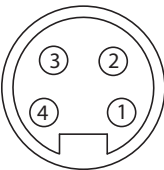
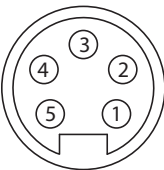
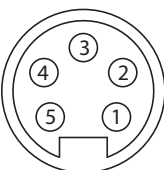





MIN Series Size I Cordsets

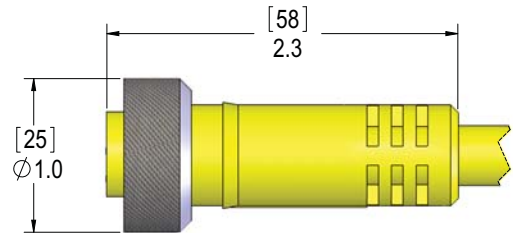
North American Color Code ❖ PVC Cable ❖ 16 AWG 600V Straight Plugs

MIN Series Size I Cordsets

Face View of Male	# of Poles	Color Code	Wire AWG Rating	Length	Female Plugs	Male Plugs
					Straight	Straight
	2	1-White 2-Black	16 600V 13A	3 FT 6 FT 12 FT 20 FT 30 FT	MIN-2FP-3 MIN-2FP-6 MIN-2FP-12 MIN-2FP-20 MIN-2FP-30	MIN-2MP-3 MIN-2MP-6 MIN-2MP-12 MIN-2MP-20 MIN-2MP-30
	3	1-Green/Yellow 2-Black 3-White	16 600V 13A	3 FT 6 FT 12 FT 20 FT 30 FT	MIN-3FP-3 * MIN-3FP-6 * MIN-3FP-12 * MIN-3FP-20 MIN-3FP-30	MIN-3MP-3 MIN-3MP-6 MIN-3MP-12 MIN-3MP-20 MIN-3MP-30
	4	1-Black 2-White 3-Red 4-Green/Yellow	16 600V 10A	3 FT 6 FT 12 FT 20 FT 30 FT	MIN-4FP-3 MIN-4FP-6 MIN-4FP-12 MIN-4FP-20 MIN-4FP-30	MIN-4MP-3 MIN-4MP-6 MIN-4MP-12 MIN-4MP-20 MIN-4MP-30
	5	1-White 2-Red 3-Green/Yellow 4-Orange 5-Black	16 600V 8A	3 FT 6 FT 12 FT 20 FT 30 FT	MIN-5FP-3 * MIN-5FP-6 * MIN-5FP-12 * MIN-5FP-20 MIN-5FP-30	MIN-5MP-3 MIN-5MP-6 MIN-5MP-12 MIN-5MP-20 MIN-5MP-30
	5	1-Black 2-Blue 3-Orange 4-Brown 5-White	16 600V 8A	6 FT 12 FT 20 FT	MIN-60-2423-1 ** MIN-60-2423-2 ** MIN-60-2423-3 **	
	6	1-White 2-Red 3-Green/Yellow 4-Orange 5-Black 6-Blue	16 600V 8A	3 FT 6 FT 12 FT 20 FT 30 FT	MIN-6FP-3 MIN-6FP-6 MIN-6FP-12 MIN-6FP-20 MIN-6FP-30	MIN-6MP-3 MIN-6MP-6 MIN-6MP-12 MIN-6MP-20 MIN-6MP-30

For Stainless Steel or Nylon coupling nut, add a "-SS" suffix for Stainless or "-N" for Nylon (e.g. MIN-3FP-6 becomes MIN-3FP-6-SS). *Black cable is available for these cordsets. **Common Color Code for Allen-Bradley®***
Photo-Electric Devices. *** Registered Trademark of Allen-Bradley Company, LLC

Specifications:
Please see Page A-5.



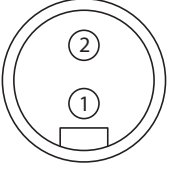

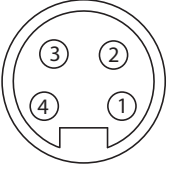

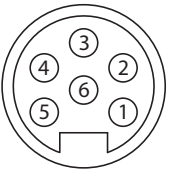
Straight Female Plug

MIN Series Size I Cordsets

North American Color Code ❖ PVC Cable ❖ 16 AWG 600V Right Angle Plugs



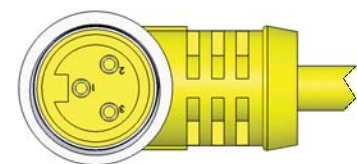
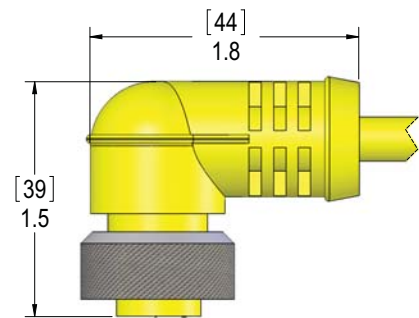
MIN Series Size I Cordsets

Face View of Male	# of Poles	Color Code	Wire AWG Rating	Length	Female Plugs	Male Plugs
					Right Angle	Right Angle
	2	1-White 2-Black	16 600V 13A	3 FT 6 FT 12 FT 20 FT 30 FT	MIN-2FP-3-R MIN-2FP-6-R MIN-2FP-12-R MIN-2FP-20-R MIN-2FP-30-R	MIN-2MP-3-R MIN-2MP-6-R MIN-2MP-12-R MIN-2MP-20-R MIN-2MP-30-R
	3	1-Green/Yellow 2-Black 3-White	16 600V 13A	3 FT 6 FT 12 FT 20 FT 30 FT	MIN-3FP-3-R MIN-3FP-6-R MIN-3FP-12-R MIN-3FP-20-R MIN-3FP-30-R	MIN-3MP-3-R MIN-3MP-6-R MIN-3MP-12-R MIN-3MP-20-R MIN-3MP-30-R
	4	1-Black 2-White 3-Red 4-Green/Yellow	16 600V 10A	3 FT 6 FT 12 FT 20 FT 30 FT	MIN-4FP-3-R MIN-4FP-6-R MIN-4FP-12-R MIN-4FP-20-R MIN-4FP-30-R	MIN-4MP-3-R MIN-4MP-6-R MIN-4MP-12-R MIN-4MP-20-R MIN-4MP-30-R
	5	1-White 2-Red 3-Green/Yellow 4-Orange 5-Black	16 600V 8A	3 FT 6 FT 12 FT 20 FT 30 FT	MIN-5FP-3-R MIN-5FP-6-R MIN-5FP-12-R MIN-5FP-20-R MIN-5FP-30-R	MIN-5MP-3-R MIN-5MP-6-R MIN-5MP-12-R MIN-5MP-20-R MIN-5MP-30-R
	6	1-White 2-Red 3-Green/Yellow 4-Orange 5-Black 6-Blue	16 600V 8A	3 FT 6 FT 12 FT 20 FT 30 FT	MIN-6FP-3-R MIN-6FP-6-R MIN-6FP-12-R MIN-6FP-20-R MIN-6FP-30-R	MIN-6MP-3-R MIN-6MP-6-R MIN-6MP-12-R MIN-6MP-20-R MIN-6MP-30-R

Please consult factory for Stainless Steel or Nylon coupling nuts. Black cable is available for some cables. Please consult the factory for part number and availability. Minimums may apply.

Specifications:

Body: Oil Resistant Yellow PVC
Contacts: Copper Alloy with Gold Plating
Coupling Nut: Clear Anodized Aluminum
Cable: Oil Resistant Yellow PVC Jacket,
 Rated at 600V, 105°C,
 Non-Wicking, Non-Hygroscopic, UL Style STOW
Conductors: 16 AWG Bare Copper, PVC Insulated
Temperature: -40°C to +105°C (-40°F to +221°F)
Protection: IP 67
Approvals: U.S.: UL Recognized
 Canada: C-UL Recognized

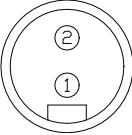
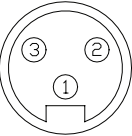
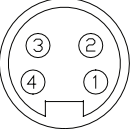
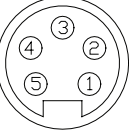
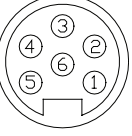


Right Angle Female Plug

MIN Series Size I Cordsets



North American Color Code ❖ PVC Cable ❖ 16 AWG 600V Right Angle Plugs

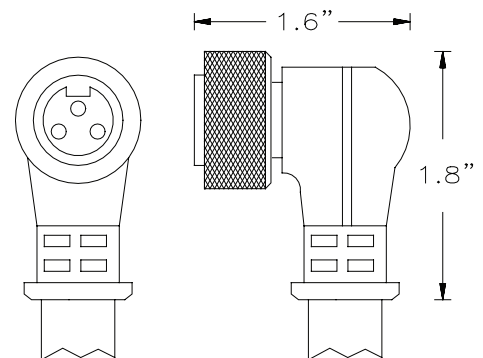
Face View of Male	# of Poles	Color Code	Wire AWG Rating	Length	Female Plugs	Male Plugs
					Right Angle	Right Angle
	2	1-White 2-Black	16 600V 13A	3 FT 6 FT 12 FT 20 FT 30 FT	MIN-2FP-3-R MIN-2FP-6-R MIN-2FP-12-R MIN-2FP-20-R MIN-2FP-30-R	MIN-2MP-3-R MIN-2MP-6-R MIN-2MP-12-R MIN-2MP-20-R MIN-2MP-30-R
	3	1-Green/Yellow 2-Black 3-White	16 600V 13A	3 FT 6 FT 12 FT 20 FT 30 FT	MIN-3FP-3-R MIN-3FP-6-R MIN-3FP-12-R MIN-3FP-20-R MIN-3FP-30-R	MIN-3MP-3-R MIN-3MP-6-R MIN-3MP-12-R MIN-3MP-20-R MIN-3MP-30-R
	4	1-Black 2-White 3-Red 4-Green/Yellow	16 600V 10A	3 FT 6 FT 12 FT 20 FT 30 FT	MIN-4FP-3-R MIN-4FP-6-R MIN-4FP-12-R MIN-4FP-20-R MIN-4FP-30-R	MIN-4MP-3-R MIN-4MP-6-R MIN-4MP-12-R MIN-4MP-20-R MIN-4MP-30-R
	5	1-White 2-Red 3-Green/Yellow 4-Orange 5-Black	16 600V 8A	3 FT 6 FT 12 FT 20 FT 30 FT	MIN-5FP-3-R MIN-5FP-6-R MIN-5FP-12-R MIN-5FP-20-R MIN-5FP-30-R	MIN-5MP-3-R MIN-5MP-6-R MIN-5MP-12-R MIN-5MP-20-R MIN-5MP-30-R
	6	1-White 2-Red 3-Green/Yellow 4-Orange 5-Black 6-Blue	16 600V 8A	3 FT 6 FT 12 FT 20 FT 30 FT	MIN-6FP-3-R MIN-6FP-6-R MIN-6FP-12-R MIN-6FP-20-R MIN-6FP-30-R	MIN-6MP-3-R MIN-6MP-6-R MIN-6MP-12-R MIN-6MP-20-R MIN-6MP-30-R

Please consult factory for Stainless Steel or Nylon Right Angle Connections. Black cable is available for some cables. Please consult the factory for part number and availability. Minimums may apply.

Specifications:

- Body: Oil Resistant Yellow PVC
- Contacts: Copper Alloy with Gold Plating
- Coupling Nut: Clear Anodized Aluminum
- Cable: Oil Resistant Yellow PVC Jacket, Rated at 600V, 105°C, Non-Wicking, Non-Hygroscopic, UL Style STOW
- Conductors: 16 AWG Bare Copper, 26 Strands, PVC Insulated
- Temperature: -40°C to +105°C (-40°F to +221°F)
- Protection: IP 67
- Approvals: U.S.: UL Recognized
Canada: C-UL Recognized

RIGHT ANGLE PLUG



MIN Series Size I



MIN Series Size I Cordsets

North American Color Code ❖ PVC Cable ❖ 16 AWG 600V Plugs

MIN Series Size I

Face View of Male	# of Poles	Color Code	Wire AWG Rating	Length	Female Plugs		Male Plugs	
					Straight		Straight	
	2	1-White 2-Black	16 600V 13A	3 FT 6 FT 12 FT 20 FT 30 FT	MIN-2FP-3 MIN-2FP-6 MIN-2FP-12 MIN-2FP-20 MIN-2FP-30	MIN-2MP-3 MIN-2MP-6 MIN-2MP-12 MIN-2MP-20 MIN-2MP-30		
	3	1-Green/Yellow 2-Black 3-White	16 600V 13A	3 FT 6 FT 12 FT 15 FT 20 FT 30 FT 50 FT	MIN-3FP-3 MIN-3FP-6 MIN-3FP-12 MIN-3FP-15 MIN-3FP-20 MIN-3FP-30 MIN-3FP-50	MIN-3MP-3 MIN-3MP-6 MIN-3MP-12 MIN-3MP-15 MIN-3MP-20 MIN-3MP-30		
	4	1-Black 2-White 3-Red 4-Green/Yellow	16 600V 10A	3 FT 6 FT 12 FT 15 FT 20 FT 30 FT 50 FT	MIN-4FP-3 MIN-4FP-6 MIN-4FP-12 MIN-4FP-15 MIN-4FP-20 MIN-4FP-30 MIN-4FP-50	MIN-4MP-3 MIN-4MP-6 MIN-4MP-12 MIN-4MP-15 MIN-4MP-20 MIN-4MP-30		
	5	1-White 2-Red 3-Green/Yellow 4-Orange 5-Black	16 600V 8A	3 FT 6 FT 12 FT 15 FT 20 FT 30 FT 50 FT	MIN-5FP-3 MIN-5FP-6 MIN-5FP-12 MIN-5FP-15 MIN-5FP-20 MIN-5FP-30 MIN-5FP-50	MIN-5MP-3 MIN-5MP-6 MIN-5MP-12 MIN-5MP-15 MIN-5MP-20 MIN-5MP-30		
	5	1-Black 2-Blue 3-Orange 4-Brown 5-White	16 600V 8A	6 FT 12 FT 20 FT	MIN-60-2423-1 ** MIN-60-2423-2 ** MIN-60-2423-3 **			
	6	1-White 2-Red 3-Green/Yellow 4-Orange 5-Black 6-Blue	16 600V 8A	3 FT 6 FT 12 FT 20 FT 30 FT	MIN-6FP-3 MIN-6FP-6 MIN-6FP-12 MIN-6FP-20 MIN-6FP-30	MIN-6MP-3 MIN-6MP-6 MIN-6MP-12 MIN-6MP-20 MIN-6MP-30		

For Stainless Steel or Nylon locking ring, add a “-SS” suffix for Stainless or “-N” for Nylon (e.g. MIN-3FP-6 becomes MIN-3FP-6-SS). Black cable is available for some cables. Please consult the factory for part number and availability. **Common Color Code for Allen-Bradley® Photo-Electric Devices. * Registered Trademark of Allen-Bradley Company, LLC

Specifications:

Please see Page 5.

